

# Galeries de Hull

The Galeries de Hull shopping centre is at the heart of people's lives, not only for its ease of access by car or by public transit but also for its great convenience. This shopping centre presents a commercial and service offer fully suited to the needs of its clientele living or working nearby. A convenient stop in your day-to-day activities.



## Highlights

Significant pool of 5,000 workers within walking distance of the shopping centre.

Galeries de Hull is located on a corridor and major stop for the Rapibus from the *Société de transport de l'Outaouais*, and the Transcollines public transit network in the Collines-de-l'Outaouais.

Complete redesign of the centre's food court in 2018.

**316,000 sq. ft.**  
gross leasable area

**\$293**  
sales per square foot

**\$40.8M**  
gross annual sales volume

**48**  
stores and services

**2+ million**  
visitors per year

**1,115**  
passengers per day at the Rapibus (STO) Galeries de Hull station

**12,000**  
vehicles per day on Saint-Joseph Boulevard

**65,000**  
vehicles per day on highway 5 (Autoroute de la Gatineau)

**800**  
parking spaces

MISE EN FORME  
**Econofitness**

**DOLLARAMA** \$1

**AUBAINERIE**

**BMO** 

**Banque Scotia** 

**PHARMAPRIX** 

Le **MARCHÉ**  
*Wakim*

**LE**  
**PACHA**






 Normes d'accessibilité  
Canada  Accessibility Standards  
Canada

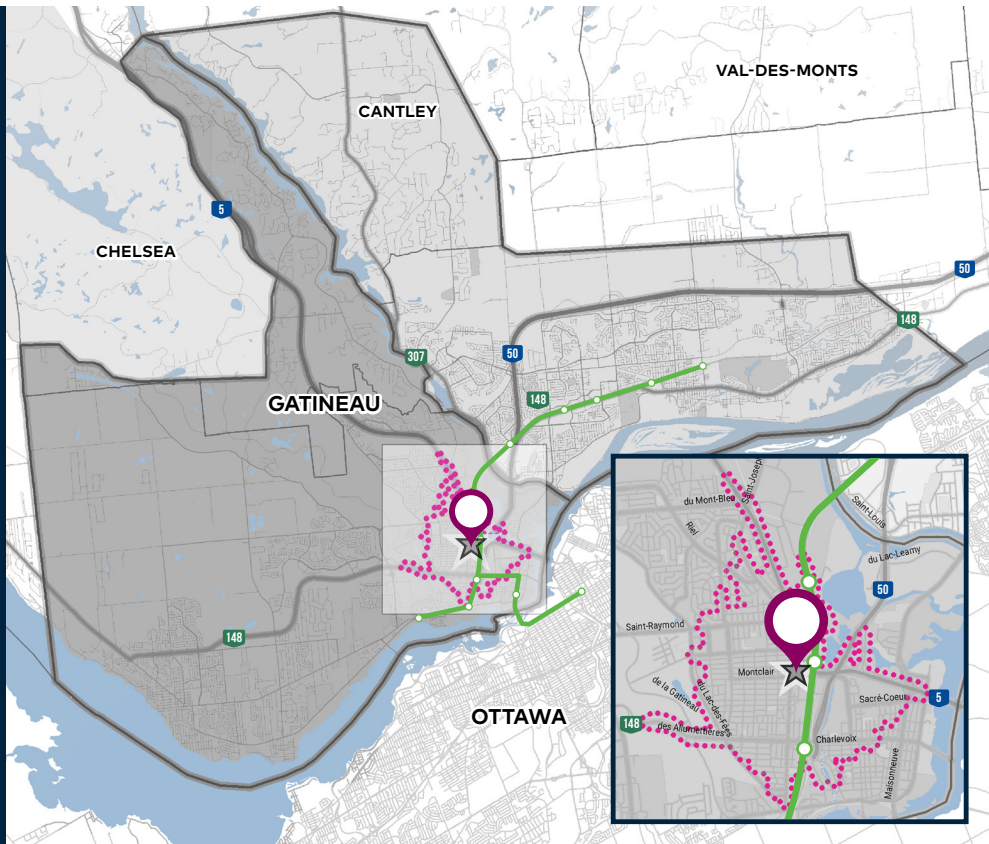
**laVie en Rose**

# Demographic Profile

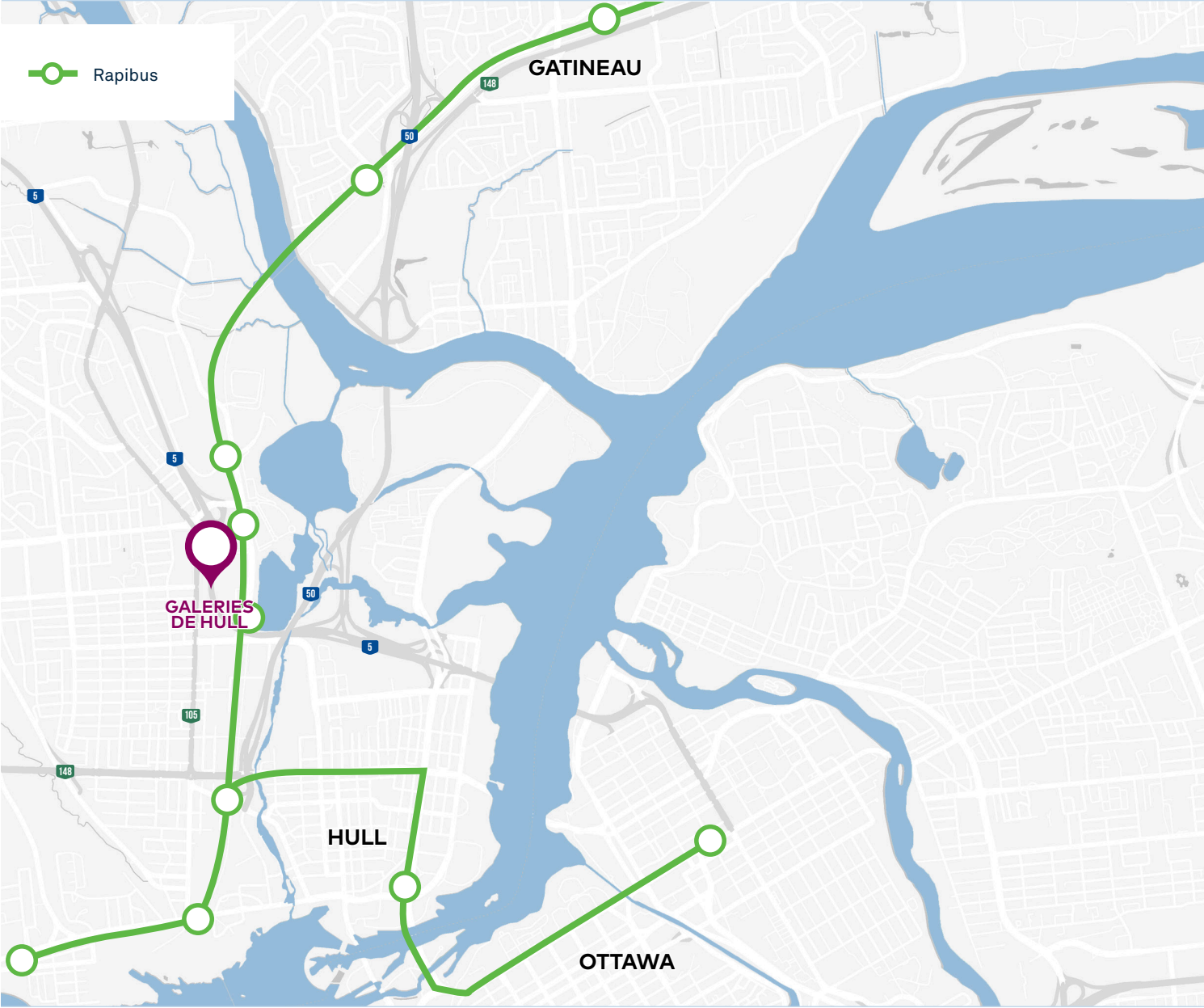
	TRADE AREAS		
	Primary Trade Area	Secondary Trade Area	Total
Population	145,800	125,700	271,500
Projected population – 2026	154,800	132,700	287,500
Average household income	\$85,519	\$84,843	\$85,211
Percentage of population with an average income > of \$100K+	31%	31%	31%
Average age	38	40	39
<b>MARKET POTENTIAL</b>			
Durable and semi-durable goods	\$766M	\$659M	\$1,425M
Durable and semi-durable goods – projected 2026	\$813M	\$695M	\$1,509M
Everyday Consumer Goods and Services	\$704M	\$604M	\$1,308M
Everyday Consumer Goods and Services – projected 2026	\$747M	\$638M	\$1,385M
Restaurants	\$236M	\$194M	\$431M
Restaurants – projected 2026	\$251M	\$206M	\$457M

# Location

-  Galeries de Hull
  -  Primary Trade Area
  -  Secondary Trade Area
  -  Rapibus
  -  Proximity zone (5 min by car)
- Daytime workers in the proximity zone **21,387**



# Cominar Retail Assets – Outaouais region



**Mariline F. Galarneau**

Leasing Director  
Retail

T 514 737-3344  
C 514 889-8010

mariline.galarneau@cominar.com

**Rosalie Bouchard**

Manager, Specialty Leasing  
and Partnerships

T 514 737-3344  
C 418 928-4342

rosalie.bouchard@cominar.com



cominar.com | espace.cominar.com